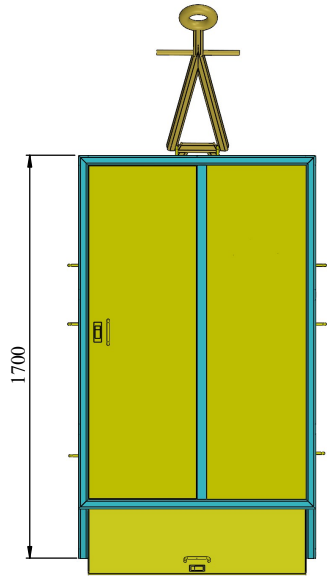
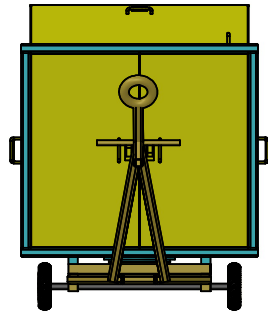


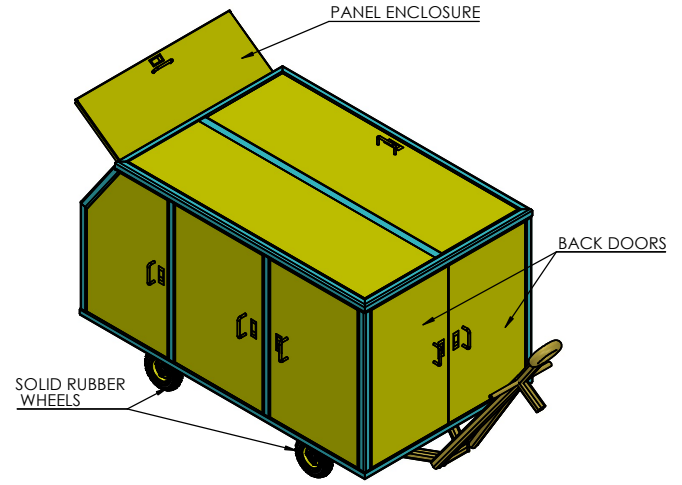
THIS DWG. IS SOLE PROPERTY OF NEOMETRIX ENGINEERING PVT. LTD. UNAUTHORISED USE OF THIS DWG. OR MAKING PRODUCT AS PER THIS DWG. WITHOUT OUR PERMISSION OR ANY OTHER MISUSE IS NOT PERMITTED.



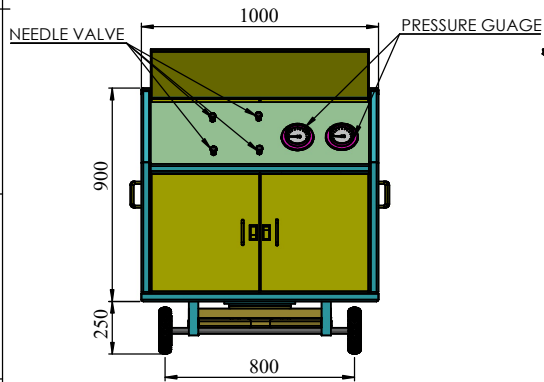
TOP VIEW



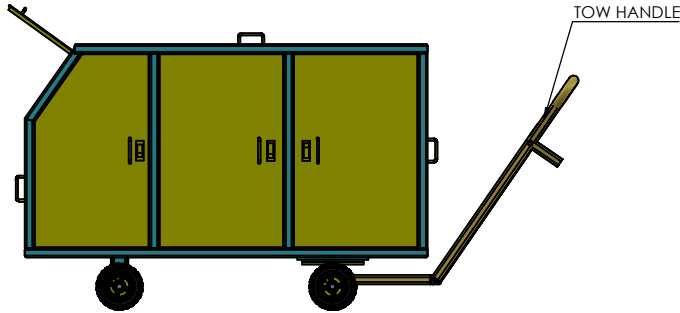
BACK VIEW



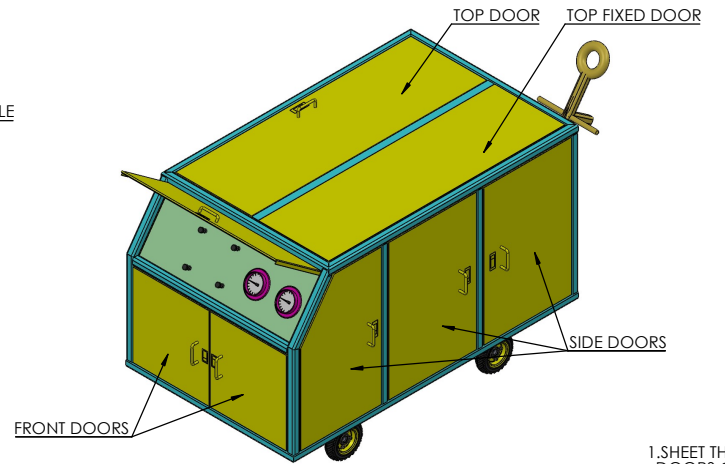
ISOMETRIC VIEW



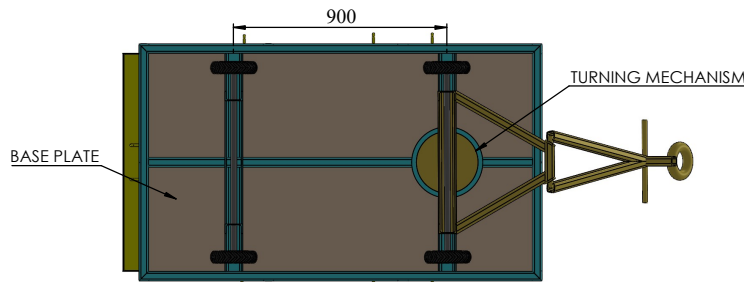
FRONT VIEW



RIGHT SIDE VIEW



ISOMETRIC VIEW



BOTTOM VIEW

- 1. SHEET THICKNESS:- DOORS & PANEL- 1.6mm
- BASE PLATE- 3mm
- 2. SQUARE PIPE:- 40x40x4
- 3. ANGLE:- 40X40X4
- 4. C CHANNEL:- 75X40X5
- 5. WHEEL SIZE:- 8 INCH

NOTE:-

- 1. ALL DIMENSIONS ARE IN mm.
- 2. MOC:- MS
- 3. THIS IS TENTATIVE DRAWING SUBJECTED TO CHANGE.

**NEOMETRIX**

NEOMETRIX ENGINEERING PVT LTD  
E-148, SECTOR-63, NOIDA, UP-201305  
Tel No:- 0120-4500880  
Fax No:- 0120-4500888  
E-mail:- contact@neometrixgroup.com  
Design Dept:- design@neometrixgroup.com

TITLE	HYDRAULIC REFILLING TROLLEY				DA No.	
SUB-TITLE	GADWG HYDRAULIC REFILLING TROLLEY				Cross Ref Doc No.	
SRS CODE	A4384				Customer Req Ref No.	
CUSTOMER	--				NOTE:	
END USER	--					
TD/PO. No.	--				DATED	
PROJECTION	DRWN	ALOK	12/09/2023	SIZE	SCALE	SHEET
	CHK	A.G.	12/09/2023	A3	NTS	01 of 01
	APPV	S.S.	12/09/2023			
NEO DWG No.						REV
T-DAP-A4384-GADWG-HRT						00