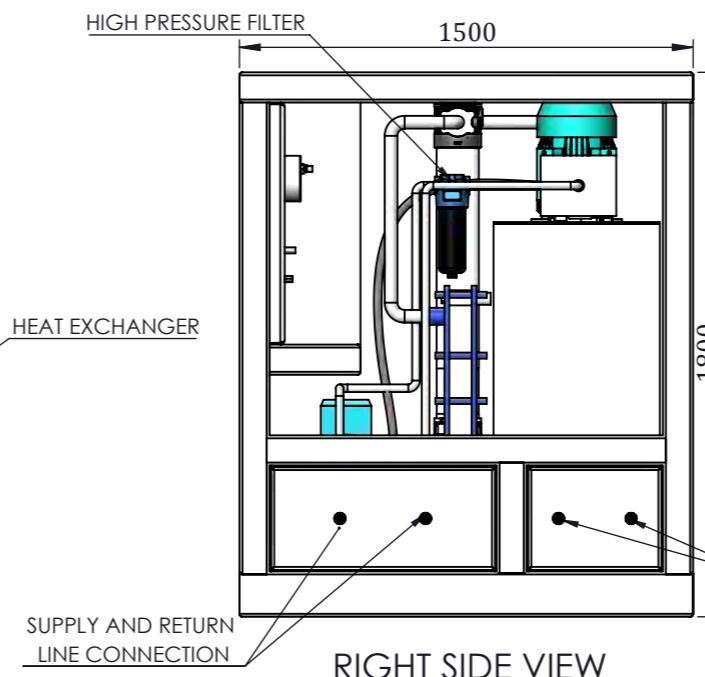
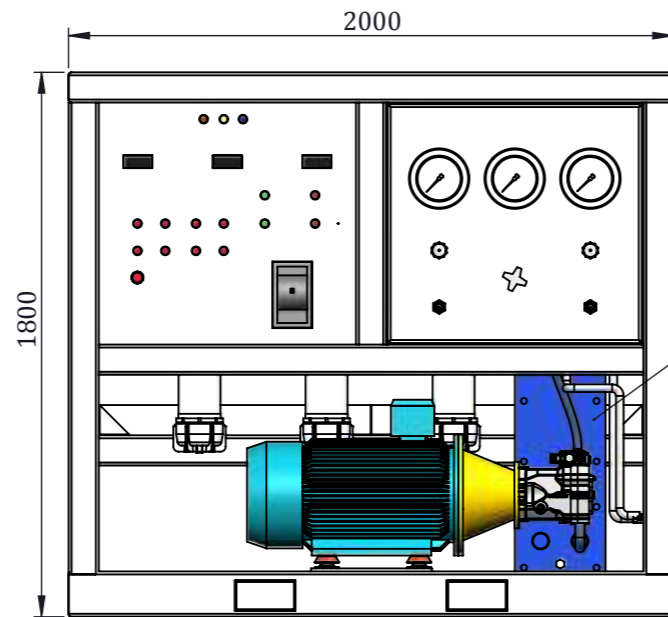
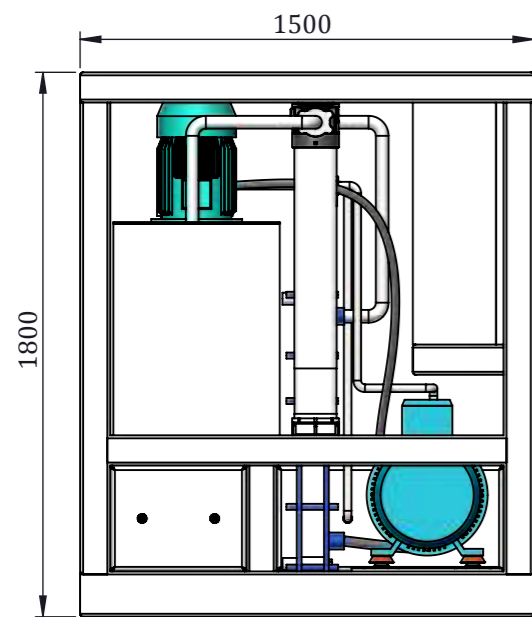
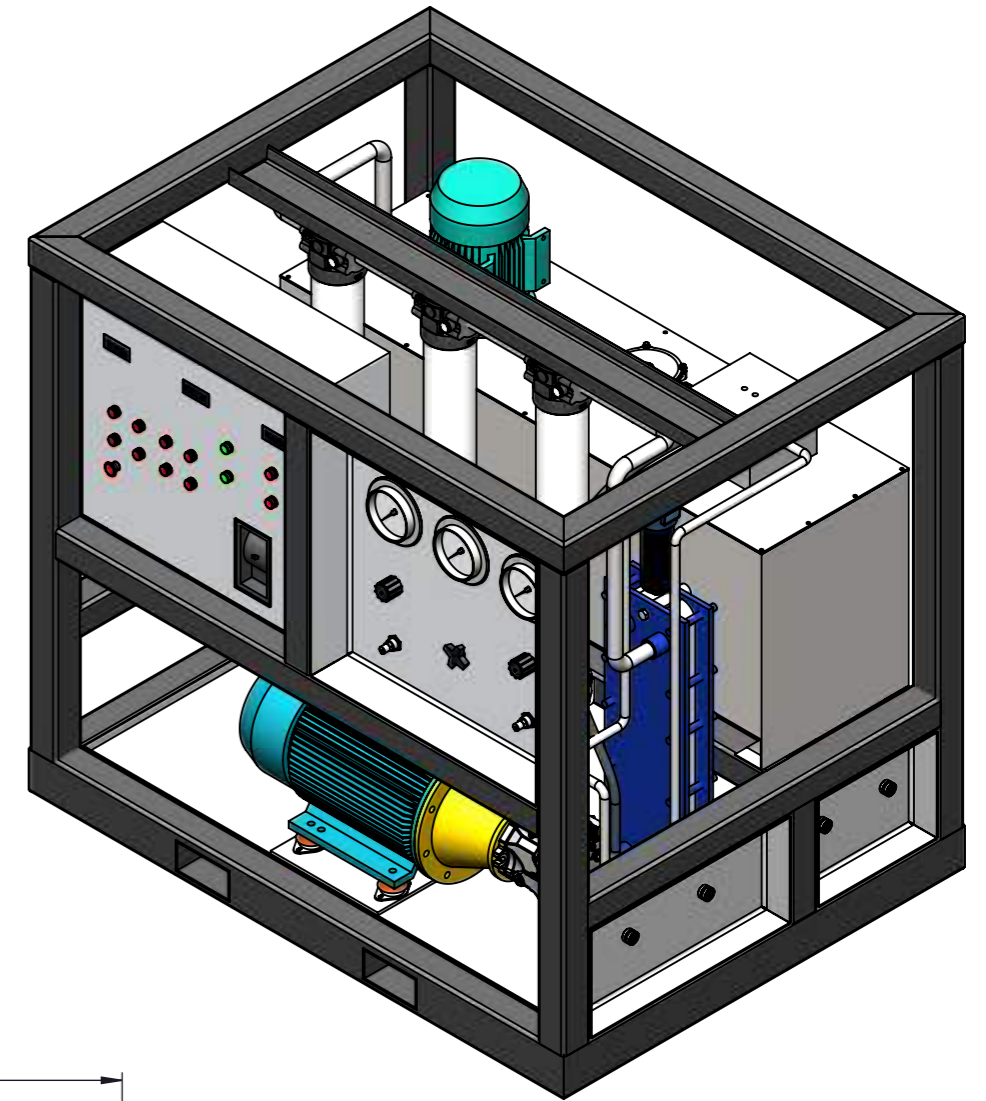
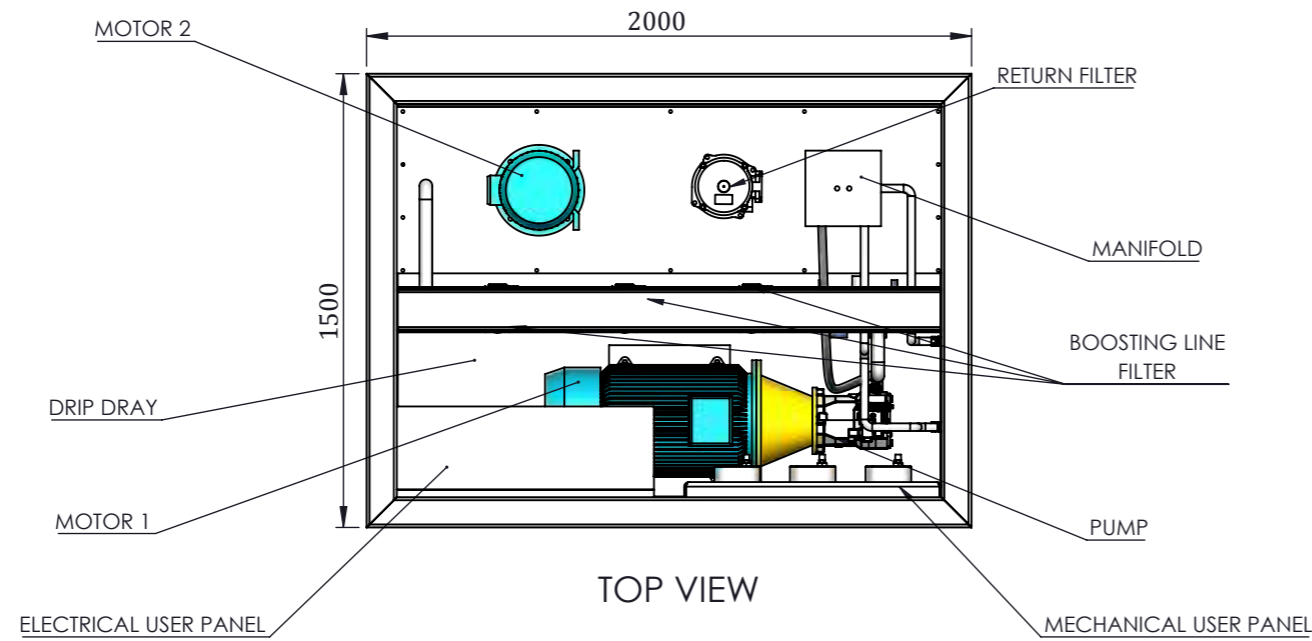


THIS DWG. IS SOLE PROPERTY OF NEOMETRIX ENGINEERING PVT. LTD.  
 UNAUTHORISED USE OF THIS DWG. OR MAKING PRODUCT AS PER THIS  
 DWG. WITHOUT OUR PERMISSION OR ANY OTHER MISUSE IS NOT  
 PERMITTED.



- NOTE:
1. ALL DIMENSIONS ARE IN mm.
  2. BASE PIPE DIMENSION 150X100X5mm.
  3. FRAME PIPE DIMENSION 100X100X5mm.
  4. C CHANNEL(100X50X5mm) IS USED FOR FILTER MOUNTING.

<b>+++ NEOMETRIX</b> www.neometrixgroup.com		NEOMETRIX ENGINEERING PVT. LTD. E-148, Sector-63, Noida, UP-201301 Tel. No. :- 0120-4500800 Fax No. :- 0120-4500888 Email :- contact@neometrixgroup.com	
MAIN TITLE	FLUSHING RIG	QA No.	
SUB - TITLE	GA DRAWING	Cross Ref. Doc. No.	
CODE	A2026	Customer Dwg./Ref. No.	
CUSTOMER	----	Note :	
END USER	----		
PO. NO.	----		
PROJECTION	DRAWN BY & DATE	SRK	17/06/2019
	CHECKED BY & DATE	RK	17/06/2019
	APPROVED BY & DATE	S.P.S	17/06/2019
	Size	Scale	Sheet
		No. Of.	REV
		01	01
			T-PED-A2026-GADWG
			02