

**Neometrix Engineering (P) Limited**  
E-148, Sector-63, Noida, U.P. - 201301  
Tel. : +91-120-4500800 Fax : +91-120-4500888  
Mobile: +91-9810373283  
E-mail : shailendra@neometrixgroup.com  
Website : www.neometrixgroup.com



# Neometrix Defence Engineering Portfolio

## Single Source for All Your Needs (OEM & Supplier)

### Ground Support & Ground Handling Equipment



UGSS-O<sub>2</sub>



HST-300 U



Gas Plant



TestPAC



PressurePAC N<sub>2</sub>



PressurePAC O<sub>2</sub>

### Test Rigs, Test Benches, Test Equipments



General Purpose Pneumatic Rig



130 LPM Pump Test Rig



Servo Hydraulic Actuator Test Rig



MRA-TRA Test Rig



Oxygen Systems

### Turn Key Projects



HALON Recovery, Reclamation, Recycling & Refilling Facility



Helium Charging System



High Pressure Air Stations



Indian



HAL



DRDO



INDIAN ARMY



INDIAN NAVY



DGAQA Approved



ISO Certified

# **Neometrix Engineering (P) Limited**

## **A BRIEF Company Profile**

Neometrix Engineering Pvt. Ltd. is a complete DEFENCE engineering solutions company based in New Delhi/ NOIDA.

**We specialize in CUSTOM BUILT High Technology Defence Engineering Solutions.**

**We have expertise in various engineering domains** like High Pressure Gas Systems, Hydraulics, Servo Hydraulics, ATF, Mechanical, Oxygen/ Helium (High Purity Gases), Electronics/ Electrical Test Benches, and Complete PC Based Automation Solutions.

We have experts in Mechanical Engineering, Electrical/ Instrumentation Engineering, Software, Civil Engineering, Aeronautical engineering and other engineering fields.

The company has a team of ~60 highly qualified graduate engineers and has an experience of more than 500 successfully delivered engineering systems/ projects. We are very closely working with Indian Air Force, Indian Navy, HAL, Indian Army, Defence Establishments (DRDO labs), Nuclear establishments etc.

The founders of the company are graduates from IIT Kanpur and the company remains very closely linked with IITs. We utilize the expertise available there as and when required. Neometrix is working with IIT professors on several consultancy projects. We take extensive consultancy support from IIT.

Neometrix has an extensive well established VENDOR Base in NOIDA/New Delhi (NCR Region) and complete system integration is implemented at its NOIDA facilities.

**With such alliances and our own detail engineering capabilities, we are in a position to deliver state of the art world class Engineering Systems and services to our valued customers.**

Neometrix owns office facility of 10,000 sq. feet state of the art office infrastructure and 4500 Sq. feet factory shed.



# DIRECTORATE GENERAL OF AERONAUTICAL QUALITY ASSURANCE



MINISTRY OF DEFENCE, GOVERNMENT OF INDIA


## REGISTRATION CERTIFICATE

This is to certify that **M/S NEOMETRIX ENGINEERING(P) LTD, E-148 SECTOR 63 NOIDA UP PIN- 201301** after verification of their capacity / capability are registered vide Registration No. **DGAQA/REGN/018/2018** dated **21 MAR 2018** and are found capable of Design, Development & Production / **DEVELOPMENT & PRODUCTION** / Production / Major Repair & overhaul / Authorised dealer/stockist of foreign OEM\*\* of the following defence aviation stores. (\*Strike out which is not applicable)

Sl. No.	Nomenclature and details of the store (s)	Specifications
---------	---	----------------

**GROUND SUPPORT EQUIPMENTS FOR SERVICE APPLICATION LIKE GAS DELIVERY SYSTEM (OXYGEN, NITROGEN, AIR) TROLLEY, NITROGEN GENERATION SYSTEM, UNIVERSAL HYDRAULIC SERVICE TROLLEY, HALON RECLAMATION REFILLING FACILITY ETC**

- No of items for which registered: **NA**
- Category of the vendor: **DEVELOPMENT & PRODUCTION**
- Registration No.: **DGAQA/REGN/018/2018**
- This certificate is valid upto: **31 MARCH 2021 (THREE YEARS)**
- This certificate is issued subject to conditions indicated overleaf.
- This certificate does not guarantee to get RMSO/PO

  
(S CHAWLA)

Addl. Director General, AQA  
DGAQA Ministry of Defence

Place: New Delhi  
Date: 21 Mar 2018  
File No. 1405/REGN/DGAQA/Tech-Coord/96

**DIRECTORATE GENERAL OF AERONAUTICAL QUALITY ASSURANCE**



**MINISTRY OF DEFENCE, GOVERNMENT OF INDIA**  
**REGISTRATION CERTIFICATE**


This is to certify that **M/S NEOMETRIX PVT LTDE-148, SECTOR-63,NOIDA, U.P- 201301** , after verification of their capacity / capability are registered vide Registration No. **DGAQA/REGN/18-A/2019** and are found capable of Design, development & production / **"DEVELOPMENT & PRODUCTION"** / Production / Major Repair & overhaul / ~~Authorized dealer / stockist of foreign OEM~~ of the following defence aviation stores. (\*Strike out which is not applicable)

Sl. No.	Nomenclature and details of the store (s)	Specifications
---------	---	----------------

**"MOBILE AIR CHARGING VEHICLE (MACV)-350 "**

- No of items for which registered: **NA**
- Category of the vendor: **" DEVELOPMENT & PRODUCTION"**
- Registration No. : **DGAQA/REGN/18-A/2019**
- This certificate is valid up to: **31 JAN 2022 (THREE YEARS)**
- This certificate is issued subject to conditions indicated overleaf.
- This certificate does not guarantee to get RMSO/PO.

Place: New Delhi  
Date: 07 Jan 2019  
File No. 1405/REGN/DGAQA/Tech-Coord/94

  
**(VARUNUGAM)**  
Addl. Director General, AQA  
DGAQA, Ministry of Defence

([www.dgaeroqa.gov.in](http://www.dgaeroqa.gov.in)/e-mail < [hq.dgqa@nic.in](mailto:hq.dgqa@nic.in)>)



## Universal Hydraulic Servicing Trolley (HST-300U)



Both Diesel Engine Drive &amp; Electrical Drive Options Available

The Universal Hydraulic Servicing Trolley (HST-300U) is specially developed for simultaneous ground servicing of two independent aircraft systems. It is used to supply hydraulic oil to aircraft hydraulic systems, comprising a pressurized or non-pressurized reservoir, with filtered and de-aerated fluid at the flow and pressure characteristics required for testing. The trolley (HST-300U) is suitable for complete range of fighter air crafts, military transport air crafts, and helicopters used in Indian Air Force

**Major Specification Parameters**

S. No.	Specification	Parameter
1	<b>Operating Pressure</b>	15 to 300 Bar sleeplessly adjustable, Electronically controlled 80 cc + 80 cc Axial Piston Pump installed
2	<b>Flow Rate</b>	Up to 100LPM in each system sleeplessly adjustable
3	No. of Supply & return Lines	Two sets of pressure & return lines (two independent Systems each of 300 Bar/ 100 LPM)
4	Drive Power & Option	Diesel Engine Driven (236 HP). <b>Electric Drive option available.</b>
5	Working Media	Mineral oil OM-15, DTD-585, MIL-H-5606
6	Oil Filtration	Absolute 10+5+2 Microns Filters, Better than Class 6 of NAS 1638

## General Purpose (Universal) Hydraulic Test Benches



The Neometrix Engineering Series NE-A0107 Universal Hydraulic Test Stands are designed for testing all kind of hydraulic components in various **aircrafts & helicopters** of Western/ Russian origin like SU-30, Jaguar, Mirage etc.

**This is a WORK HORSE required in every ground support & testing establishment.** Virtually any hydraulic component can be tested on this Test Stand by making right hydraulic & electrical connections. It is also very popular with aviation R&D and Product development establishments.

NE-A0107 is heavily used for testing & validating the actuators, valves, accumulators, pumps, hydraulic motors and the hydraulic power packs. **Integral drive and integral dynamometer** are provided for testing pumps and motors. The NE-A0107 Series Test Stands are available configured for use with MIL-H-5606, MIL-H-83282, MIL-H-87257 and MIL-H-46170 Hydraulic fluids. **Customized OPTIONS are also available.**

### Key Features:

- **Cost-effective** (International quality, **INDIAN PRICE**), accurate, automated, software driven, highly capable test system.
- Fully Computerized Test Stand. Manual & Semi-Automatic options also available.
- National Instruments PXI Based DAQ with LabView based software
- Operating Pressure: up to 3,000 PSI. Flow: up to 20 GPM. Static Pressure: up to 10,000 PSI.
- Pumps drive: 5000 RPM, 200 HP. Dynamometer: 5000 RPM, 200 HP. Electrical DC supplies for power packs: 0-32 VDC, 1000 AMP.
- Temperature control of hydraulic test circuits. Chilled Water & Air cooled options available.

## Hydraulic Pump / Hydraulic Motor Test Bench




The photographs shown are of a fully automated test rig for a **variable delivery positive displacement axial piston pump with built in pressure compensator** for an AIRCRAFT (LCA). The Test Pump parameters are as follows:

- **Test Pump** Rated Pressure: 270 bars, Rated Flow: 130 LPM at 270 Bar
- Rated Speed: 6000 RPM

Following Tests on the Test Pump are performed on the Test Rig:

- i. Proof Pressure Tests (STATIC)
- ii. Brake In Run Test (Control RPM, Flow, Pressure, Temperature)
- iii. Load Cycles
- iv. Calibration & Compensator Setting
- v. Pressure Control & Stability Tests
- vi. Pump is tested for Open/Close cycling at Pump Outlet & Pump Case Drain
- vii. National Instruments PXI Based DAQ with LabView based software

## Hydraulic Servo Actuator Test Stand



These Test Stands are designed for testing all kind of state of the art servo hydraulic actuators in various aircrafts like SU-30, Jaguar, and Mirage etc. of Western / Russian origin. Some of the components tested on these STANDS are Rudder Actuators, Tail Plane Actuators, and Booster Actuators in aircrafts and Main Rotor & Tail Rotor actuators in Helicopters.

**These Test Stands are used for Performance testing as well as Endurance Testing of Servo Actuators of aircrafts.**

This is a TEST STAND required in every ground support & testing establishment. The Test STAND comes with Servo Hydraulic Pilot Actuators, Servo Hydraulic Loading Actuators, complete with load cell LVDTs closed loop software. High frequency FRA: Frequency response Analysis related tests are done on these Test Stands.

### Key Features:

- Fully Computerized. Manual & Semi-Automatic option also available.
- NI PXI BASED Data Acquisition & Control System.
- NI LabView based software.
- Independent hydraulic Power Packs for UUT, Loading Actuator & Pilot Actuator.
- Pilot Actuator can vary the load from 50N to 800N
- Operating Pressure: up to 3,000 PSI. Flow: up to 20 LPM. Static Pressure: up to 10,000 PSI.
- Temperature control of hydraulic test circuits. (Chilled Water required)
- Air Cooled option also available.





## Main Rotor Actuator (MRA) & Tail Rotor Actuator (TRA) Test Bench



The Neometrix Engineering series No. A0800 Test rig is meant for testing, adjustment and checking of various performance parameters of **MRA-Main Rotor Actuators (Pitch, Role & Collective) AND TRA-Tail Rotor Actuator of LCH**. This rig performs following functions and tests on the actuators.

### 1. Mechanical Test

- Proof pressure Tests
- Ram Stroke/ Load Test
- Pilot Input Load
- Stall Load & Synchronization
- Drift Speed Test

### 2. Mechanical Test

- LVDT Center Setting
- Auto Stabilizer Operation
- By-Pass Anti Jamming

### 3. External Leakage Test

### 4. Internal Leakage Test

### 5. No- load Speed Test

### 6. Load vs. Speed characteristics Test / Loop gain

### 7. Frequency Response

### 8. Transient Response Test

### 9. Dynamic Stiffness and chatter Test

### 10. Cycling Test for Main and CSAS Actuator By-pass Valve

Neometrix has delivered more than 100 Hydraulics & Servo hydraulics Test Benches. We are very eager to serve all your needs. We also take up AMC/ Support/ Service of IMPORTED equipments from Russia, UK, Israel, France etc.

## Hydraulics/ Servo Hydraulics Systems (ARMY/NAVY/Indian Airforce/HAL/DRDO/Nuclear)



**Hydraulic Power Pack of Component Test Rig for Flow/Cycling/ Pressure Test/ Flushing Application**



**Control (USER) Panel of Component Test Rig for Flow/Cycling/ Pressure Test/ Flushing Applications**

(The SS Drip Tray is provided to keep the Test Component. Electrical Power Points are provided for actuating Test Component Solenoids. Both Digital Measurements as well as Manual measurements are provided. Three ROTAMETERS can be seen on the PANEL. The Hydraulic Power Pack is kept behind the USER PANEL; it may be kept behind a wall to reduce the Noise Level)

## Hydraulic Power Packs



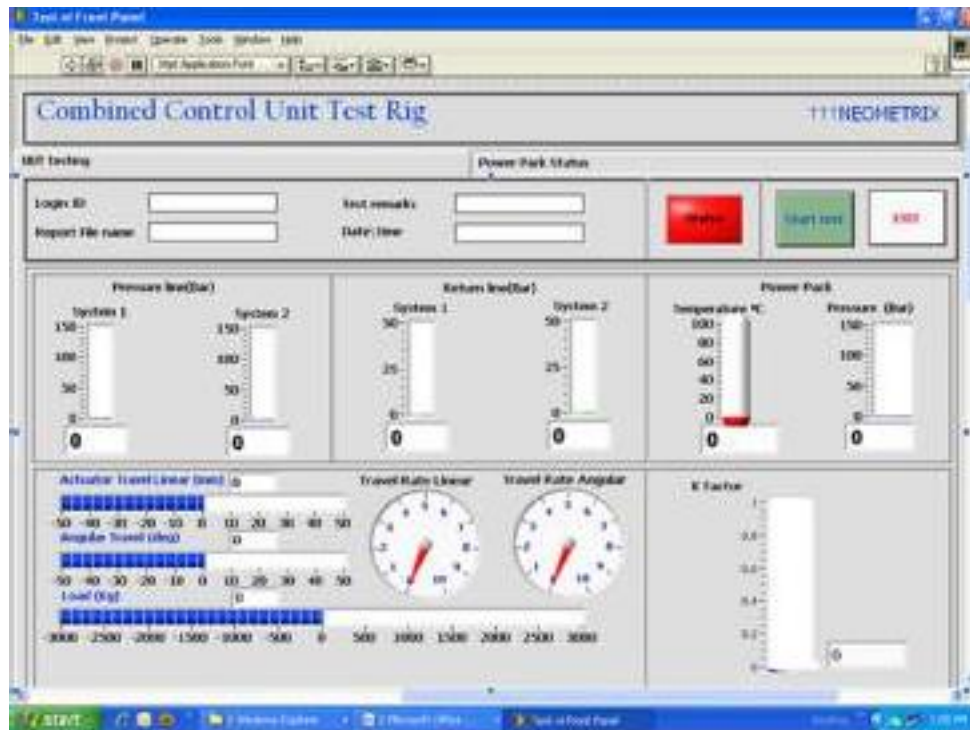
Hydraulic Power Packs designed for AVIATION applications. All pipelines/fittings /Tanks are SS 304



## Servo Hydraulic Cylinders/ Application Software



Servo Hydraulic Actuators are supplied complete with LVDT (inside the Hydraulic Cylinder), Servo Valve (on top of the Hydraulic Cylinder) & Load Cell & Customer specific END Adaptors. **Customized Application Software** is also applicable for PID/PI/PD Loop applications.



## Bootstrap Hydraulic Actuators (for ONBOARD applications)



## Test Pac (Portable/ Static High Pressure Hydro Station)



**Purpose: Designed for Hydro Testing of various components & hoses etc.**

**(Up to 3000 Bar) Medium: Hydraulic Oil or WATER**

S. No.	Specification	Parameter
1	Operating Pressure	up to 3000 Bar
2	Drive Power	Plant Air ( Drive Pressure 6 Bar)
3	Working Media	Water or any Mineral oil OM-15, MIL-H-5606
4	Weight	<b>Less than 10 Kg</b>

## 27 Volts DC Hydraulic Power Pack

**Purpose: Designed for driving Aircraft Actuators during Repairs.**

S. No.	Specification	Parameter
1	Operating Pressure	up to 200 Bar
2	Flow Rate	Up to 5 LPM
3	Drive Power	DC Power 27 Volts ( <b>Aircraft Power</b> )
4	Working Media	Mineral oil OM-15, DTD-585, MIL-H-5606



## Aircraft Fuel (ATF) Pump Test Stand

Series NE-A0405



The Neometrix Engineering Series NE-A0405 Fuel (ATF) Pump Test Stands are designed for testing main fuel supply PUMP of various aircrafts like SU-30, Jaguar, Mirage etc. and that of helicopters of Western/ Russian origin.

This is a WORK HORSE required in every ground support & testing establishment. The Test Rig comes with a Fuel (ATF) supply Tank with heating facility to take the temperatures up to 120 Degree C. The Fuel Tank is pressurized using Dry Nitrogen (to simulate varying suction pressure) and electronic pressure regulators. Vacuum pump is provided & connected with Fuel Tank to simulate negative suction pressures.

Detailed safety interlocks are implemented in the system. The Test Rig is specially designed & popular with main fuel supply PUMP of SU-30, namely DTSN-82.

Drive (variable speed) with Gear Box is provided to vary the Test Pump Drive speed. Various electronic flow meters are provided to measure different range of flows and controlled pump outlet pressures. Special flow measurement circuitry is implemented.

### Key Features:

- Cost-effective, accurate, automated, software driven, highly capable test system.
- Fully Computerized. Manual & Semi-Automatic also available.
- Pumps Drive: 10000 RPM, 160kW. Speed control & Speed measurement.
- All Aviation Fuel Pumps can be TESTED on this Test Stand.
- Special flow measurement circuitry.

## Aircraft Fuel (ATF) Nozzle Pressure Ratio Test Stand

Series NE-A0440

Very special & critical Test Stand with mix of vacuum, positive Nitrogen Pressure & Fuel Pressure available at various ports. The control & measurement accuracy is in mm of Hg.

The Test Bench consists of Fuel circuit, Nitrogen circuit & vacuum circuit. The control of each is implemented in software. Manual option is also available.



## OXYGEN CHARGING AND DISTRIBUTION VEHICLE UGSSO2




UGSS-O<sub>2</sub> is used as Oxygen charger for charging the Oxygen bottles of the SU-30MKI and other fighter aircrafts. It consists of **TWO MAJOR UNITS** as follows:

1. Main Oxygen Charging Vehicle (Tata Truck with special Canopy housing the Oxygen cylinders Storage SKID, Oxygen Gas Boosters SKID with two Oxygen gas boosters & Oxygen Distribution Panel).
2. Engine Driven Towable Compressor Trolley to drive the Oxygen Boosters on the Main Oxygen Charging Vehicle.

**Key Features:** Internal Oxygen Boosting (Between Storage Oxygen Cylinders), Oxygen Purity Panel to automatically stop Oxygen Booster in case Oxygen gas is not pure as per requirements.

S. No.	Specification	Parameter
1	Max Oxygen Pressure	up to 335 Kg/cm <sup>2</sup> (~4500 PSI)
2	Outlet Pressure Available (Multiple Ports)	1- 1 to 5.5Kg/cm <sup>2</sup> , 2- 150 to 230Kg/cm <sup>2</sup> . 3- 230 to 350Kg/cm <sup>2</sup> , 4- 350Kg/cm <sup>2</sup> .
3	No. of Oxygen Storage Cylinders	12 Nos. Water capacity of each cylinder- 40 Liters

## Pressure Pac (Portable/ Static High Pressure Gas Station)



**Purpose: Designed for Boosting Gas Pressure for Oxygen, Nitrogen, Hydrogen, Helium or virtually any Gas. It is required to Boost Nitrogen pressure for various charging works at Air Force Stations.**

S. No.	Specification	Parameter
1	<b>Operating Pressure</b>	up to 400 Bar
2	Drive Power	Plant Air ( Drive Pressure 6 Bar)
3	Gases	N <sub>2</sub> /O <sub>2</sub> /He/H <sub>2</sub>

**\*Neometrix Provides these systems ex-stock.**



## Helium Charging Station



**Helium Re-Charging & Hydrostatic Testing System** is a HIGH PRESSURE facility for **Decanting, Hydrostatic Testing and Refilling** of the Helium **Flight Bottles** which are accessories to emergency floatation system of the Helicopters.

Helium Gas at 400 bar is filled in these bottles of capacity 9 & 18 liters and get utilized or vented during emergency landing of the helicopter on water. These Bottles are returned back in empty/vented condition and semi filled /filled (in case of not use) to the Base and where there is need of Recovery of Helium Gas (Decanting), Hydro Testing (1.5x W.P) and refilling the tested bottles with Helium Gas at 400 bar.

### SYSTEM SPECIFICATIONS

S. No.	Characteristic	Value of Characteristic
1	Air Drive Pressure	7 Bar
2	Air Consumption	40-50 scfm
3	Flight Bottle Specs	WP 289 bar ,WC 18 Liters & WP 239,WC 9 Liters
4	Rejection Pressure after Decanting	15-20 bar
5	Maximum Recovery Pressure	>150 bar ,WC 9,18 Liters
6	Hydro Test Pressure	500 bar ,Plain Water
7	Recharging Pressure in the Tested Flight Bottles	WP 289 bar ,WC 18 Liters & WP 239,WC 9 Liters

## High Pressure Gas Generation Stations (O<sub>2</sub> + N<sub>2</sub>)



Neometrix High Pressure Nitrogen Generator Plants are for getting High Pressure pure & dry Nitrogen at high pressure up to 350 Bars. Nitrogen Purity is 99.99%, Mode of operation ñ Diesel Engine Driven, Dryness of Air & Nitrogen is (-) 60 Degree C, Nitrogen Flow Rate: 2-100 NM<sup>3</sup>/Hr.

## HALON Recovery, Reclamation, Recycling & Refilling Facility – Halon 1211 & 1301



Executed for Indian Airforce as a turnkey project, the HRRF facility has been set up to RECLAIM HALONS (1211) from OLD Fire Extinguisher Cylinders, Clean the reclaimed HALON, Test cleaned HALON in LAB and finally REFILL HALON into cleaned & hydro tested fire CYLINDERS. HALON meets ASTM cleanliness requirements as per **ISO 7201 Part 1/ASTM D 5632-94a/MIL-M-12218C** standards.

## Oxygen Component Test Bench



S. No.	Name of the Test Rig	S. No.	Name of the Test Rig
1	Oxygen Regulator Test Benches	6	Test Rig for Air Borne Angle
2	Oxygen Feed Valve Test Benches	7	Oxygen Rig for General Components
3	Oxygen Valve Test Benches	8	Test Rig for Oxygen Flow meters
4	Test Bench for Testing of Oxygen Units	9	Test Rig for Oxygen Masks
5	Test Bench for Testing of Oxygen Instruments	10	Test Rig for Oxygen Safety Valves

- **Cleanliness Level:** For Oxygen Systems, as per **ASTM G93 Level C**.
- We use components (Cleaning & Packaging as per **ASTM G93 Level C**).
- **We propose to use Pressure Regulators with built in relief Valves for further safety**
- **Leak Proof:** Components (Proposed) are leak tested **and final assembly is also leak tested.**
- We follow following standards in our design, component selection and final assembly of the system:
  - **NFPA 53:** Serious Oxygen System Fires
  - **ASTM G4/ASTM G 128:** Fire Hazards in Oxygen Systems
  - **G88/ MNL36:** Design Guidance for Oxygen Safety Systems

## General Purpose Pneumatic Test Rig



This rig is designed for checking the leakage (air tightness), overflow, determination of flow rate of the air, checking the working efficiency and inspection of parameters of various pneumatic units of the aircraft.

**The Test Rig comes with state of the art electronic Flow meters, pressure sensors. The complete TEST DATA is stored in the computer for further analysis.**

**The software is customized for various TEST COMPONENTS. The Test sequences of the Test components are pre-programmed in the software.**

S. No.	Name of characteristic	Value of characteristic
1.	Working Fluid	Air with dew point (-55 Degree C)
2.	Purity of working fluid	Better than 0.01 microns
3.	Pressure of the working fluid	
	For high pressure line	400 Kg/cm <sup>2</sup>
	For low pressure line	16 Kg/cm <sup>2</sup>
4	Fully Computerized	LabView software

## 350 kW Hydraulic Power Pack with Inertia Test Bed - Structural Test Bench



The project simulates earthquake through high frequency vibration waveforms in multiple planes (3- Axis) using servo hydraulic actuators. The system comprises of 350 kW Hydraulic Power Pack, an Inertia Test Bed Facility, hydraulic manifolds & servo hydraulic actuators.

The facility has 4 Hydraulic manifolds, 8 servo hydraulic actuators each equipped with 3 stage servo valves (high flow), load cells, LVDT for simulating various test cycles.

## Vacuum Test Bench/ Altitude Test Chamber Test Benches



Test Rig is used for simulating various altitudes for aircraft components testing. Different flow rates (in automatic control mode) are simulated for testing of aircraft pressure relief valves. System has ability to simulate up to 20 Kg/min flow with a vacuum in the chamber up to 72 mbar absolute pressure.

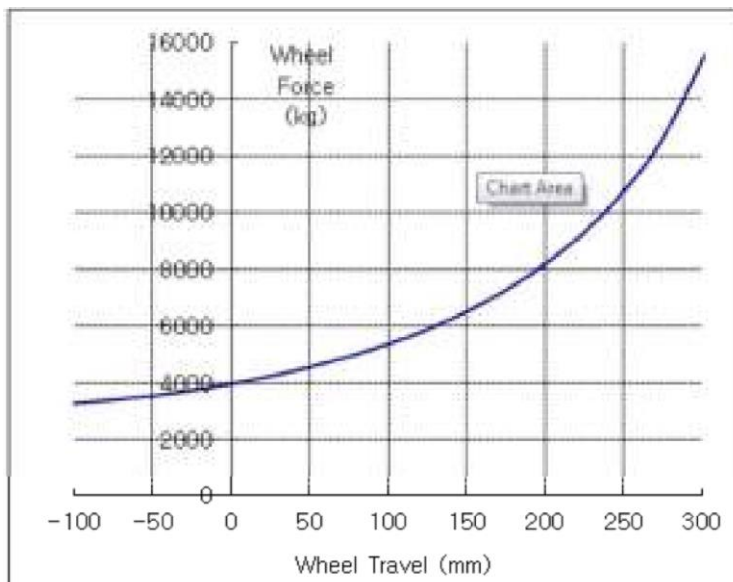
S.No.	Air Flow into Chamber no. 31 (in Kg /min)		Conditions to be maintained by Vacuum Pump in Chamber #31	
	Min	Max	Absolute Pressure inside chamber #31 in mBar	% of Absolute Vacuum
1	9	11	700	30
2	3.3	3.7	752	24.8
3	3.3	3.7	450	55
4	0.95	1.05	226	77.4
5	0.48	0.52	85	91.5
6	0.28	0.32	72	92.8

## Hydraulic Suspension Unit Test Bench (HSU Test Bench)



Neometrix has supplied Fully computerized Hydraulic Suspension Unit Test bench for K9 Vajra Tanks.

Servo Hydraulic Actuator based Test bench uses different frequency, speed, acceleration, load for testing of HSU Units.



Simulation of Any Load (Max 16 Ton, Any displacement (+/- 300 mm), up to 5 Hz frequency).

Hydraulic circuit is complete with Accumulator Bank and high flow fast response. Servo Valves are installed with closed loop PID control.

## Hydraulic Damper Unit Test Bench



Hydraulic Damper Test Rig is fully computerized and measures the pressure drop from A->B and B-> A for varying flow rates and varying inlet pressures. Max Flow available is 400 LPM and Max Pressure available is 350 Bar (Working Pressure). System is fully computerized and Flow Vs Pressure Drop is generated for varying inlet Pressure values.



The Test Bench is used for testing of (For different Pressure Values)  
Pressure Vs Flow Curve and Pressure Drop Vs Flow Curve  
The TEST COMPONENTS (DAMPERS) are primarily from Suspension Units of high performance military vehicles.



## High Pressure Proof Test Bench (1017 Bar/ 15000 PSI)



The fully computerized system is used for Proof/ Burst Testing of High Pressure components inside an enclosed (transparent) chamber. High Pressure is controlled by computer and feature of component expansion measurement is also available.

## Snubber Test Rig (Servo Hydraulic Actuator Test Bench)



Snubber Test Bench is fully computerized complete with Servo Valves and Servo Hydraulic Actuators. In this TEST BENCH varying acceleration values are simulated for testing of Snubbers as per TEST COMPONENT specifications.

## AIRCRAFT Environment Control System Test Benches (ECS Test Bench)



ECS Test bench is fully computerized test bench for testing of Environment Control components of aircrafts. These components are Cold Air Unit, various pressure control and flow control valves, ECS Unit. The Test Bench has inlet of MAX 700 Degree C Air at 32 Bar Pressure.


## Fuel Consumption Measurement System




Accurate Fuel Consumption measurement requires MASS MEASUREMENT SYSTEM with an accuracy of 0.001 g. The system is fully computerized SCADA based and is used to measure the rate of fuel consumption with an accuracy of 0.001 g. Temperature control is implemented so that mass measurement accuracy is maintained. Floor vibration isolation of highest quality is implemented.



## On Board Oxygen Generation Plant (OBIGS) TEST BENCH



OBIGS is On-board membrane based air separation unit, which separates air into Nitrogen and Oxygen. Oxygen is removed and replenished with Nitrogen. This helps to maintain an inert atmosphere, thereby reducing the inflammation chances of the fuel tank.




The above TEST BENCH is for TESTING of OBIGS. It has complete circuit with Oxygen Analysers installed for testing.

## High Pressure Membrane/PSA Type N<sub>2</sub>/ O<sub>2</sub> Generation Plants

Neometrix is manufacturer of Nitrogen Generation Plants (both PSA based as well as Membrane based) & Oxygen Generation Plants. These plants are available complete with high pressure boosting stations (up to 350 Bar for Oxygen and 1000 Bar for Nitrogen), storage stations, Mobile trolleys.



**Nitrogen Generation Plant, 99.5% purity, Membrane type, Max Working Pressure 350 bar**

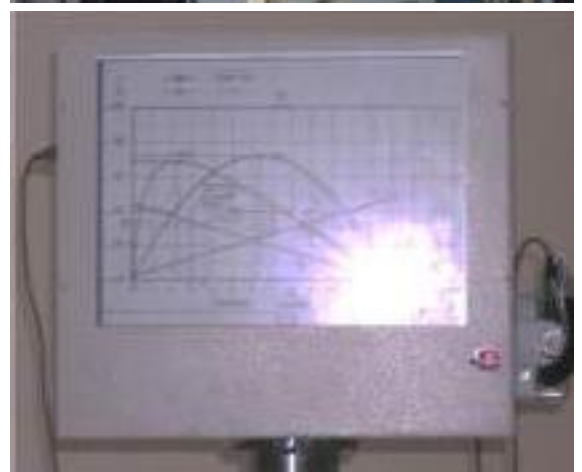


**Mobile Trolley with 350 Bar storage cylinders, Dryer, High Pressure Gas Booster**

## Counter Timer Test Rig for DEFENCE Aviation Industry



## Starter Generator Test Bench (6kW, 9 kW) for DEFENCE Aviation Industry



## Pressure Impulse for Hoses & Tubes and Dynamic Load Test Stand for Joints

Aircraft flexible components & joints (like Hoses/ Complings/ Fuel lines) require qualification trials/ endurance trials and regular performance tests for Pressure Impulse as well as dynamic shear (load) for millions of cycles. These are life cycle tests which are required for life analysis of components.


Neometrix Impulse & Dynamic Shear Test Bench generates any required Pressure Impulse Profile, as well as any required load profile. The equipment has feature of Simultaneous Pressure Impulse with Dynamic shear as well. The system is fully computerized and extensive software has been developed.



The software has features to set pressure rise rates/ fall rates and also the BAND in which the pressure needs to remain during testing. In Load Test, the component has impulse pressure cycles on top of load test. Both Tests (Pressure Impulse & Load Test) can be undertaken together simultaneously.

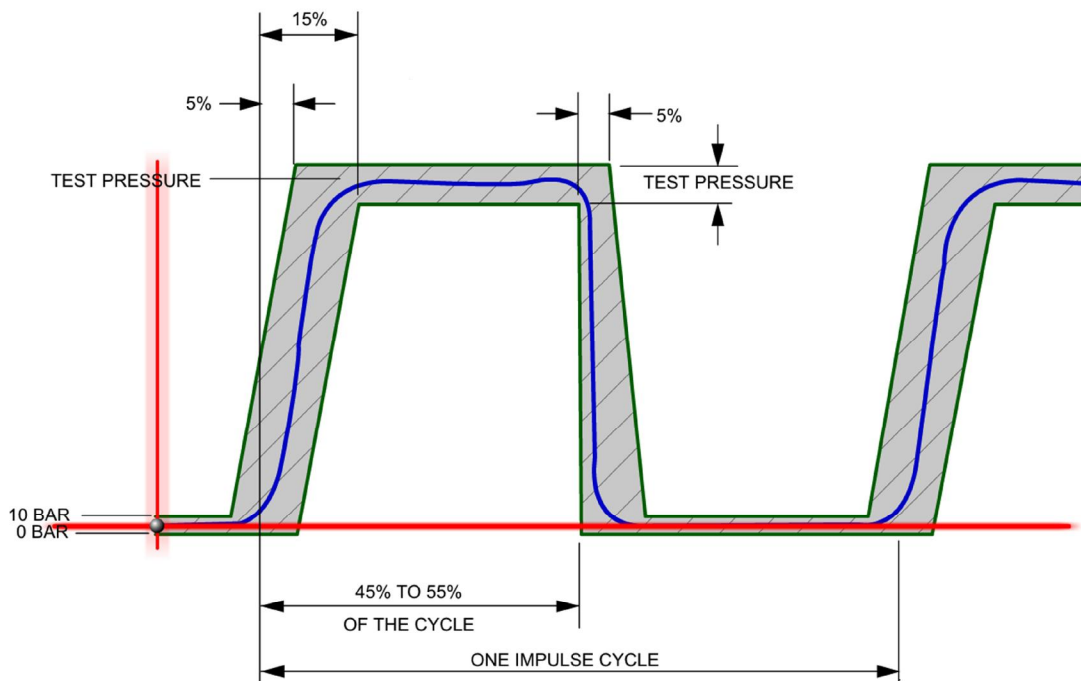



**Impulse Test Section of the Test Bench (For Hoses, Flexible Pipes/ Tubes/ Fuel Lines)**



**Dynamic Load Test Section of the Test Bench (For Flexible Joints, Clamps)**

Load Test (Dynamic Shear) has provision to apply Loads with controlled profile (rise rate with real time loadcell feedback to controller. The software is graphical user interface based and highly user friendly.





## Hydraulic Flushing Rigs



Air Cooled Hydraulic Flushing Rigs, **5000 PSI at 35 LPM, 1000 PSI at 110 LPM**, Work Horse with large capacity 10, 5, 3 Micron Filters. SS 304 construction, Tank (600 Liters), SS 304 Pipes and Fittings. The Flushing Rig is with Axial Piston Pump (Constant Power Mode) with 30 kW Drive.



User Friendly User Panel with Digital Indication for Pressure, Flow & Temperature. Safety Interlocks implemented for High Fluid Temperature, Low Level, Filter Clogging Indicators with Interlocks is implemented.



## High Pressure Systems



Neometrix manufactures High Pressure Gas Systems (up to 20000 PSI) and High Pressure Liquid Systems (up to 100000 PSI).

## Oxygen Boosting Stations



## Nitrogen Boosting Stations



## High Pressure Gas Systems

## CO2 & N2 Filling System for Filling of CO2 cylinders used for EVACUATION SLIDES



CO2 cylinders are required for filling of CO2 in **EVACUATION SLIDES**.

Every commercial aircraft requires fully charged CO2 bottles onboard for emergency filling of floatation slides.

These bottles are filled by MRO industry on regular basis.

The equipment complete with **PLC Automation** fills exact mass of CO2 in the bottle.

The **CO2 charging rate (Pressure Rise Rate)** is automatically controlled. The Nitrogen Pressure on top of the CO2 is filled at a **controlled mass flow rate**.

The **Surface Temperature** of the Bottle is continuously monitored using non-contact temperature measurement and PLC controls the entire process.

## Set for Aircraft Engine Preservation/ Inhibition Test Rig



Neometrix has indigenized Inhibition Test Rigs used for Aircraft Engine Preservation. Neometrix is licensed manufacturer of these Inhibition Test Rigs for Indian Air Force.


## Universal Hydraulic Charging Rig/ Oxygen Hoses/ Special Adopters



## Chemical Weapon Destruction Project




Neometrix engineers designed and developed completely un-manned fully automated, remote controlled facility for destruction of highly dangerous Chemical War Heads, in all 3600Units.



Two multihead drilling machines, with specially precision designed clamping heads & location guides were employed to remotely drill open the war heads wherein cameras continuously monitored the exact operation from a remote location. The conveyor belt and entire system is fully automated.

## 70000 RPM Bearing Test Bench for Helicopter Rotor Bearings

First time in India, 70000 RPM Bearing Endurance Test Rig has been designed & manufactured by Neometrix. The Test Rig is fully computerized, complete with FFT Analysers, Vibration Measurements (using accelerometers & proximity sensors). High speed special couplings are installed.



The Test Rig has facility to apply RADIAL Load as well as Axial Load (in controlled manner with Load Cell feedback) on Test Bearings. At one time, 2 Test Bearings are Tested for Endurance Life.



Motor (150 kW), Gear Box and Drive System complete with RPM measurement, Torque Measurements at 70000 RPM. The Test Bench also have Test Bearing Lubrication System (High Temperature Option) available.

ISO 9001:2015



# Registration Certificate

This is to certify that  
The Quality Management Systems

of

**NEOMETRIX ENGINEERING PVT. LTD.**

Carried out at following site:

**E - 148, SECTOR - 63, NOIDA - 201 301  
(U.P.) (INDIA)**

for their

**QUALITY MANAGEMENT SYSTEM  
ISO 9001:2015**

Scope of Activities covered by this Registration:

**PROVISION FOR ENGINEERING SOLUTIONS**

CERTIFICATE NO. : IAS/QMS/C 1910 IAS/UC Number : MSCB-120-81502  
ISSUED ON : 18/08/2018 1<sup>st</sup> SURVEILLANCE DUE ON: 18/07/2019  
VALIDITY DATE : 17/08/2021 2<sup>nd</sup> SURVEILLANCE DUE ON: 18/07/2020  
THE VALIDITY OF CERTIFICATE IS SUBJECT TO REGULAR SURVEILLANCE AUDIT ON OR BEFORE ABOVE MENTIONED DATES AND IT'S ONLY VALID AFTER SUCCESSFUL SURVEILLANCE WITH CONTINUATION LETTER ISSUED BY CCPL.

*[Signature]*  
AUTHORISED BY  
CHAIRMAN / DIRECTOR



**CARE CERTIFICATION PRIVATE LIMITED**  
HEAD OFFICE :- KEMP HOUSE, 160 CITY ROAD,  
LONDON, EC1V 2NX, UNITED KINGDOM  
THIS IS SINGLE SITE CERTIFICATION  
WWW.CARECERTIFICATION.COM

CCPL is accredited by International Accreditation Service (IAS) United States of America



HINDUSTAN AERONAUTICS LIMITED  
HELICOPTER MRO DIVISION  
POST BAG NO. 1796  
BANGALORE-560017, INDIA

Phone: 00 91 80 2232454 (Dy)  
Telefax: 00 91 80 2231216  
Email: m-ro-mro-h.hal@hal-india.com

HAL/IMM-MRO/07/09/2011

DT: -29/09/2011

M/s. NEOMETRIX ENGINEERING PRIVATE LIMITED  
E- 148, SECTOR - 63,  
NOIDA - 201 301 (UP)  
Phone: 0120-4500800 /09810373283

Dear Sir,

Sub: Registration as Vendor

This has reference to your application for registration.

2. We are pleased to inform you that your firm is registered as an approved Vendor with us from the date of issue of this letter for the following items/services/operations.

"HYDRAULIC COMPONENT TEST SYSTEMS, FUEL COMPONENT TEST SYSTEMS, ELECTRICAL FUEL COMPONENT TEST SYSTEMS, PNEUMATIC FUEL COMPONENT TEST SYSTEMS, OXYGEN FUEL COMPONENT TEST SYSTEMS"

3. Your Registration number is IN08000210.

4. Registration is subject to the following conditions:

- Registration does not automatically entitle placement of orders/issue of enquiries (RFQs).
- You are required to keep confidential all Trade/business technical information etc, received from HAL.
- You will not resort to any publicity/advertisement of Registration with HAL as vendor without prior permission of HAL.
- Any of the following will render registration invalid:
  - Not informing any material change in information furnished at the time of registration.
  - Misrepresentation/suppression/distortion of facts and information provided in the application form at the time assessment.
  - Banning of Business dealings by a Govt.dept/division or office of HAL/Public Sector unit or any other Govt.body. This also holds good in case, any of the Proprietor/partner/director of your firm is found having interest in any of the business dealings with the banned organizations.
  - Any other ground, which in the opinion of HAL/renderers the retention of the registration undesirable in the Company's interest.

5. Please mention your registration number on all correspondence with HAL.

6. Looking forward to a long term business association with you

Please acknowledge the receipt of this letter.

Thanking you,

Yours truly,  
For Hindustan Aeronautics Ltd

*[Signature]*  
(K.GUNA SHEKHAR)  
SR.MANAGER (IMM DEPARTMENT)



Government of India  
Form GST REG-06  
[See Rule 10(D)]

Registration Certificate

Registration Number :09AACCN2254N1Z6

1.	Legal Name	NEOMETRIX ENGINEERING PRIVATE LIMITED			
2.	Trade Name, if any	NEOMETRIX ENGINEERING PRIVATE LIMITED			
3.	Constitution of Business	Private Limited Company			
4.	Address of Principal Place of Business	E 148, SECTOT 63, NOIDA, Gautam Buddha Nagar, Uttar Pradesh, 201301			
5.	Date of Liability	01/07/2017			
6.	Period of Validity	From	01/07/2017	To	NA
7.	Type of Registration	Regular			
8.	Particulars of Approving Authority				
Signature					
Name					
Designation					
Jurisdictional Office					
9.	Date of issue of Certificate	26/09/2017			
Note: The registration certificate is required to be prominently displayed at all places of business in the State.					

This is a system generated digitally signed Registration Certificate issued based on the deemed approval of the application for registration

Certificates



MINISTRY OF MICRO, SMALL & MEDIUM ENTERPRISES

उद्योग आधार



उद्योग आधार

Type of Enterprises	Micro	Small	Medium
Manufacturing	A	B	C
Services	D	E	F
UJAN	UP2800007547		

Udyog Aadhaar Acknowledgement

Udyog Aadhaar Number: UP2800007547  
Name of Enterprise: NEOMETRIX ENGINEERING PRIVATE LIMITED  
Postal Address: E-148, SECTOR-63, NOIDA  
District: GAUTAM BUDDHA NAGAR  
State: UTTAR PRADESH  
Pin: 201301  
Email: sha.lendra@neometrixgroup.com  
Mobile No: 9810373283  
Date of commencement: 23/09/2005  
EM-1 :- 090101102825

SN	NIC-2 Digit	NIC-4 Digit	NIC-6 Digit Code	Activity Type
1	2820 - Manufacture of machinery and equipment n.e.c.	2820 - Manufacture of other special-purpose machinery	28299 - Manufacture of other special-purpose machinery n.e.c.	Manufacturing

Acknowledgement Date of Filing: 08/02/2017 Date of Printing: 08/02/2017  
Disclaimer: This is computer generated statement, no signature required.  
Printed from: udyogaadhaar.gov.in  
MyMSME Mobile App (Beta Version) is available now for download. <https://play.google.com/store/apps/details?id=com.mca.gov.in.udyogaadhaar>

# Neometrix Engineering – Technology Domain



## Hydraulics / Servo Hydraulics



## Test Benches & Ground Support Equipments

## High Pressure Gas Systems (O2/N2/H2/He)



## Test Benches & Ground Support Equipments

## Aviastems



## Test Benches & Ground Support Equipments

## Electronics & Electricals



## Test Benches & Ground Support Equipments

**Neometrix Engineering Pvt. Ltd., E-148, Sector - 63 Noida, Delhi NCR- 201301, INDIA**  
Mobile: 7777876876, Phone: +91-0120-4500800 (100 Lines), Fax: +91-0120-4500888  
Email: [contact@neometrixgroup.com](mailto:contact@neometrixgroup.com), Website: [www.neometrixgroup.com](http://www.neometrixgroup.com)