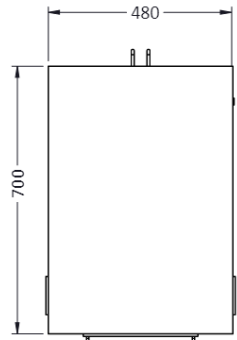
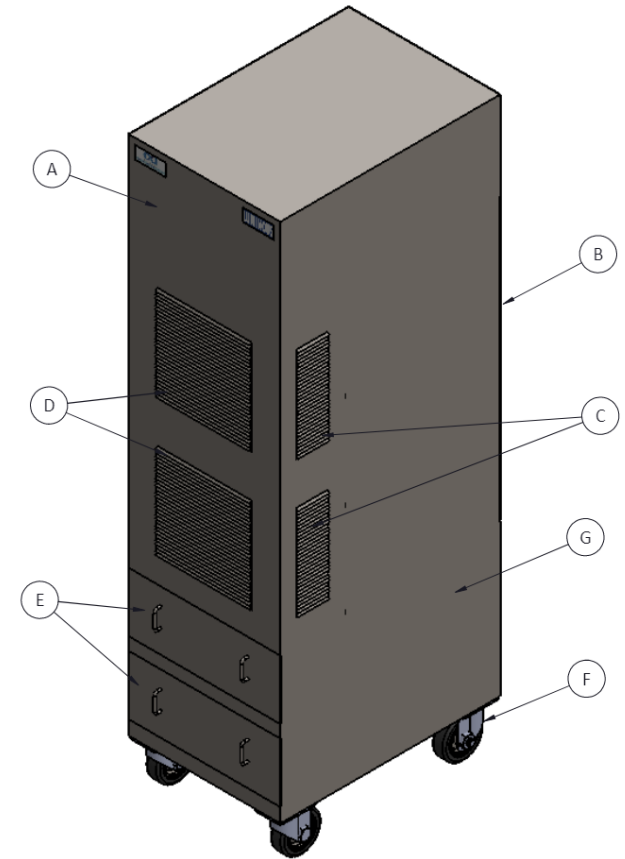


THIS DWG IS SOLE PROPERTY OF NEOMETRIX ENGINEERING PVT. LTD. UNAUTHORISED USE OF THIS DWG. OR MAKING PRODUCT AS PER THIS DWG. WITHOUT OUR PERMISSION OR ANY OTHER MISUSE IS NOT PERMITTED.

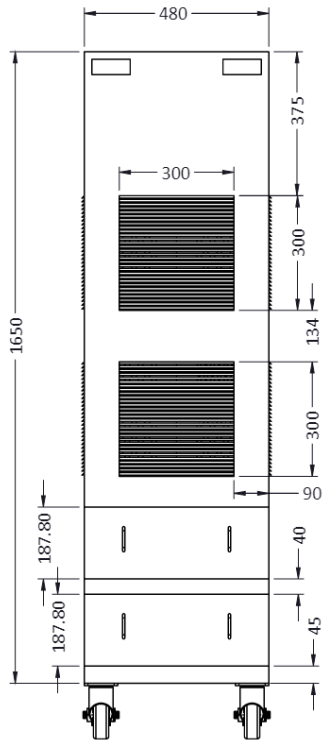


TOP VIEW

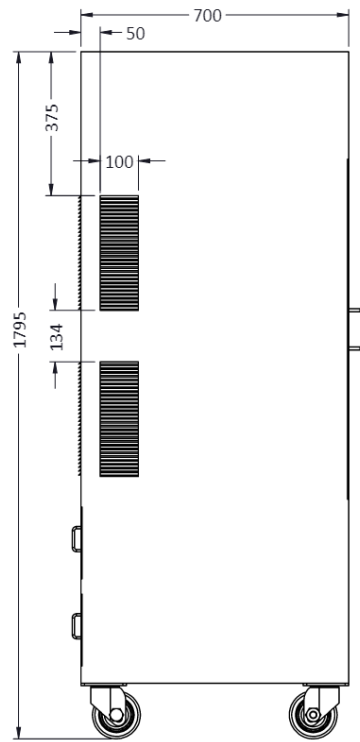
PART NO.	NAME	DESCRIPTION
A.	RACK COVER	MILD STEEL
B.	BACK DOOR	QTY: 2 Nos. OPENABLE, WITH HOLES FOR VENTILATION
C.	AIR GRILL	STANDARD, QTY:2 Nos.
D.	AIR GRILL	STANDARD, QTY:4 Nos. (2 ON EACH OPPOSITE SIDE)
E.	INDUCTOR DRAW	MILD STEEL , QTY: 2Nos.
F.	CASTOR WHEEL	Ø 125
G.	REMOVABLE DOOR	MILD STEEL



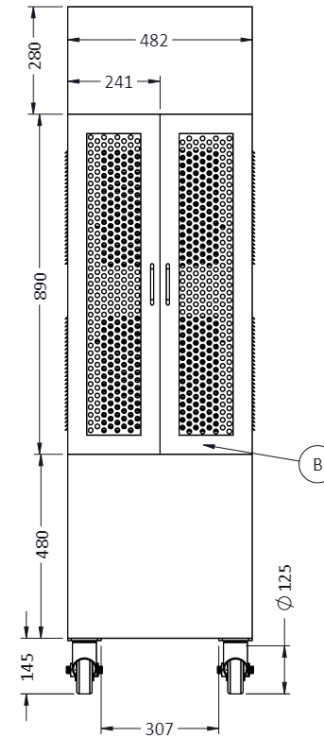
ISOMETRIC VIEW



FRONT VIEW



SIDE VIEW



BACK VIEW

LOAD BANK

DESIGN DATA	
OVERALL DIMENSION	480(L)X700(W)X795(H)
MATERIAL	MS 304
COLOR	RAL 7035
WEIGHT	142 kg (approx.)
THICKNESS	3 mm

NOTE:
• All Dimension are in mm.

NEOMETRIX		NEOMETRIX ENGINEERING PVT LTD E-145, Sector-63, Gurgaon, Haryana, India, Gurgaon-122001 Tel. No. - 0120-400800 Fax No. - 0120-400888 Email - contact@neometrixgroup.com	
MAIN TITLE	ATS LUMINIOUS	QA No.	
SUB - TITLE	LOAD BANK	Cross Ref. Doc. No.	
CODE	A1709	Customer Dwg./Ref. No.	
CUSTOMER	LUMINIOUS	Note:	
CONTRACTOR	-----		
PO. NO.	-----		
PROJECTION	DRAWN BY & DATE N.K 01/02/2018	Size	Scale
	CHECKED BY & DATE S.H 01/02/2018	A3	NTS
	APPROVED BY & DATE S.P.S 01/02/2018	No.02	REV
		01	NEO. DWG. No.
		01	T-PP-GADWG-LOAD BANK